

Call Transfer - W56/W60

278 Darren M Thu, Feb 11, 2021 [DECT Cordless phone how to's](#) 287

Call Transfer - W56/W60




You can transfer a call in one of the following ways:

- **Blind Transfer:** Transfer a call directly to another party without consulting
- **Semi-Attended Transfer:** Transfer a call when receiving the ring-back
- **Attended Transfer:** Transfer a call with prior consulting




Blind Transfer

1. Press the **Options** soft key during a call, and then select **Transfer**.
2. Enter the number you want to transfer the call to.
3. Press the **Transfer** soft key.

Semi-Attended Transfer

1. Press the **Options** soft key during a call, and then select **Transfer**.
2. Enter the number you want to transfer the call to.
3. Press  ,  or  to dial out.
4. Press the **Transfer** soft key when you hear the ring-back tone.

Attended Transfer

1. Press the **Options** soft key during a call, and then select **Transfer**.
2. Enter the number you want to transfer the call to.
3. Press  ,  or  to dial out.
4. Press the **Transfer** soft key after the call is answered.

Online URL: <https://kb2.ic.uk/article.php?id=278>